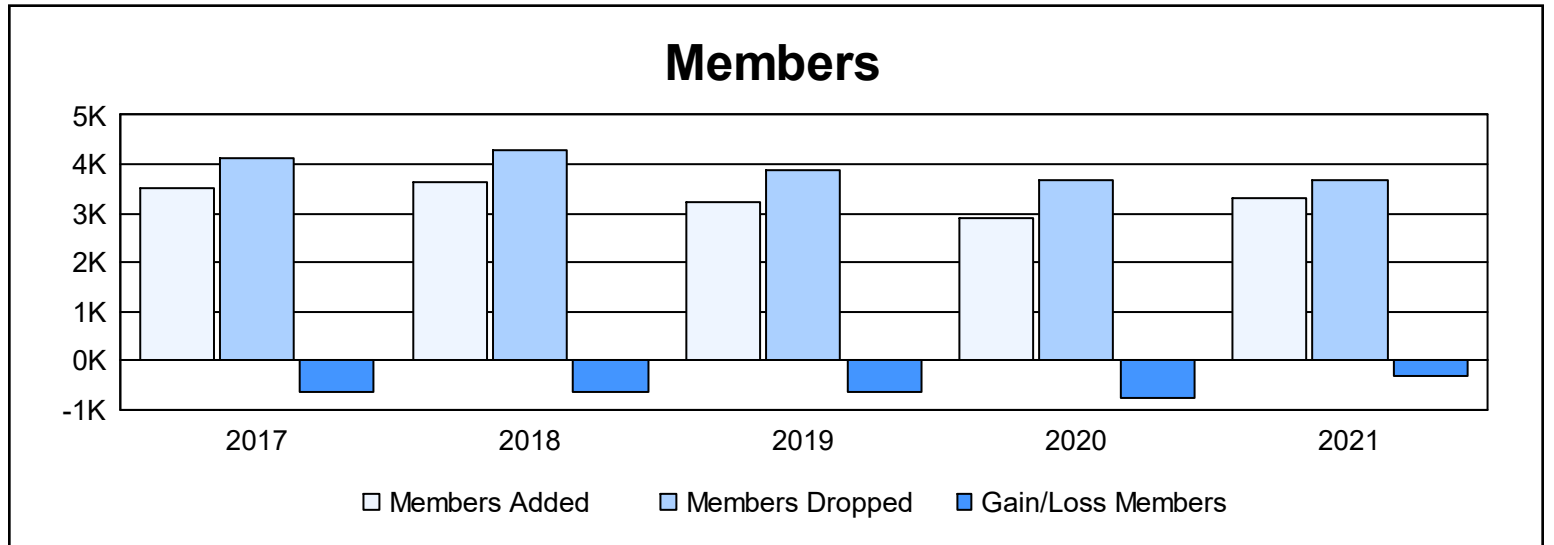
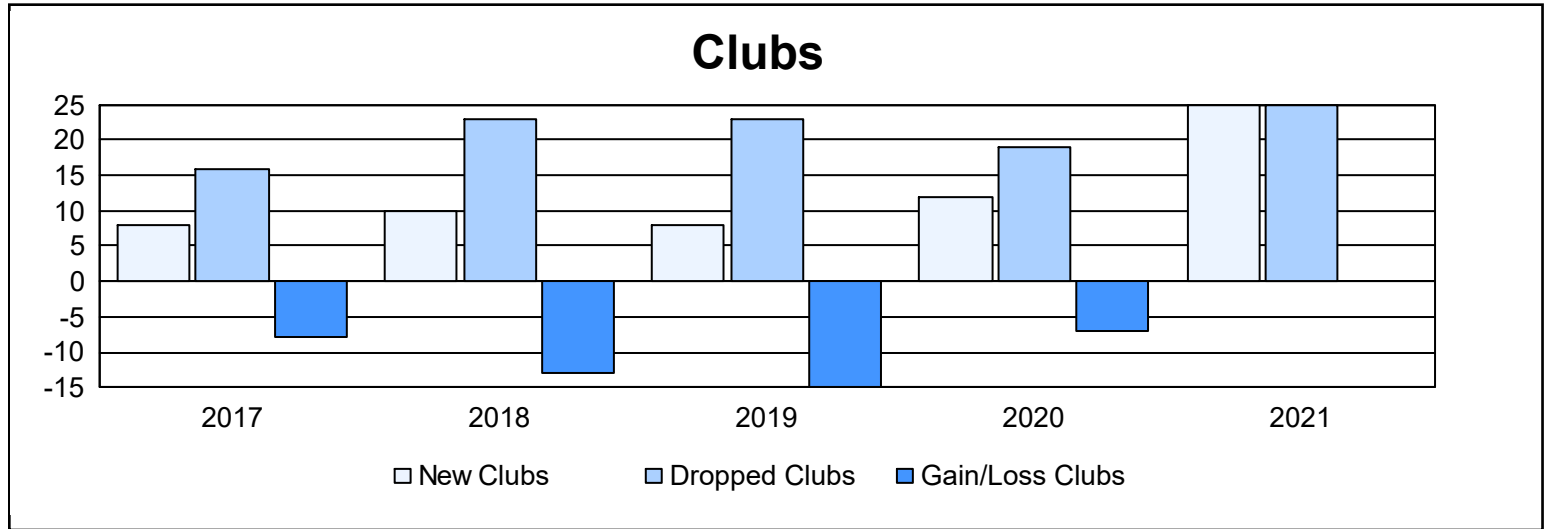
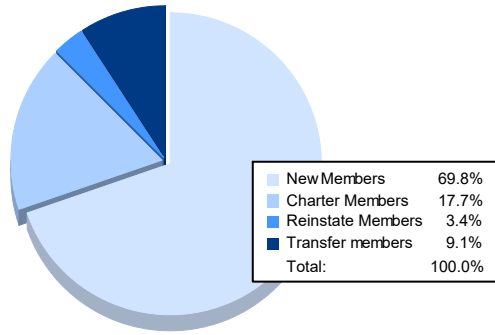


Year	New Clubs	Dropped Clubs	Gain/ Loss Clubs	New Members	Charter Members	Reinstate Members	Transfer Members	Total Member Added	Total Members Dropped	Gain/ Loss Members
2016-2017	8	16	-8	2,764	282	104	347	3,497	4,122	-625
2017-2018	10	23	-13	2,810	328	123	364	3,625	4,269	-644
2018-2019	8	23	-15	2,494	247	119	352	3,212	3,872	-660
2019-2020	12	19	-7	2,082	360	140	314	2,896	3,659	-763
2020-2021	25	25	0	2,322	589	113	304	3,328	3,657	-329
<b>Average</b>	<b>13</b>	<b>21</b>	<b>-9</b>	<b>2,494</b>	<b>361</b>	<b>120</b>	<b>336</b>	<b>3,312</b>	<b>3,916</b>	<b>-604</b>



### Membership Composition June 2021 Cumulative



### Gender Composition June 2021 Cumulative

